

HOME SWEET HABITAT

Presented by science-educator: Philip Green (AKA Wild Man)

ATTENTION: (Incursion Co-ordinator)

I look forward to meeting with you. Please feel free to talk to me about how this show supports your school's curriculum, catering for special needs children, and any other requirements

SHOW DATE: / / **Start Time of First Show:**

● **PRE-VISIT** Class discussion / research is **CRUCIAL**

Please **PHOTOCOPY** the other 4 pages and give a set to each Teacher before the show date, so they can discuss or research with their class

● **ACCESS** to venue: **90** minutes **BEFORE** first show as Philip has a **HUGE AMOUNT** of artifacts + AV to set-up.

If Philip's arrival time is early morning before Teachers arrive, please inform Cleaning / Ground Staff of access time, so they can:

(1) Open venue (2) Unlock school gates (for vehicular unloading beside venue)

WARNING: *Show may not start on time if access is less than 90 min prior to first show*

● **VENUE REQUIREMENTS**

■ Students sit on floor - 15 m x 10 m caters for about 150

■ **MUST BE DARKENED** for projection of photographs

Philip has own equipment: Screen + projector + power cords + sound gear etc

■ **6 TABLES** (Each approx 2 metres long) for artifact display

■ **5 CHAIRS** (single) for artifact display

Please ensure tables + chairs are in venue, ready for use, **BEFORE** start of set-up

● **PACK-UP** allow **90+** mins **AFTER LAST SHOW**

N.B. Please **CHECK** to **ENSURE** other activities have **NOT BEEN BOOKED** during the 90+ mins pack-up eg School assembly, After-School-Care, Dance or Martial Arts classes etc

THANK YOU for your assistance,

SHOW SNYOPSIS

Home Sweet Habitat

Presented by: Philip Green AKA "Wild Man"

- **SHOW DURATION - 90 mins** (Incl. Indoor + Outdoor parts)

- **PRESENTER STYLE**

Philip uses his character of "**Wild Man**" as a communication strategy for presenting ecological + biological information in a "**YUK-N-WOW**" + **HYPER-DYNAMIC** manner.

This helps Students of all ages to remember info!

- **SHOW CONTENT**

The show takes an Australia-wide perspective on the following **8 HABITATS** (same as the 8 name-tag icons).

- | | | |
|----------------------------------|-------------------------------------|--|
| <input type="checkbox"/> Desert | <input type="checkbox"/> Rainforest | <input type="checkbox"/> Gum Tree Forest |
| <input type="checkbox"/> Ocean | <input type="checkbox"/> Woodland | <input type="checkbox"/> Outback Dunny |
| <input type="checkbox"/> Wetland | <input type="checkbox"/> Our School | |

N.B. Pre-visit **discussion** and/or **research** about the questions on the 8 name-tag icons, will **greatly** increase Students' background knowledge, **engagement** and **cognitive intake** at the program.

- Students do not present this research at the show (Takes-up too much show time)
- However, if Students have a page of research, Wild Man would like to see it at the end of the show and certify it with the official, Wild Man stamp. Lower + middle primary Students often like this.

Philip will present an Audio-Visual, with live + interactive narration. Throughout, he will demonstrate **ARTEFACTS**.

In parts of the AV, 4 children from the "Nature Investigator Team" (NITs) will be depicted as they travel across Australia, enthusiastically exploring the 8 habitats.

At the conclusion of the audio-visual:

- **ALL STUDENTS** will then handle **50 ARTEFACTS** that will be in **MUTIPLE TOUCH-BOXES**.

- **OUTSIDE ACTIVITY - 20 mins**

As a group, Students will be deployed into the **SCHOOL HABITAT** to observe/hear local flora + fauna.

- Hats are needed for this activity.

PRE-VISIT ACTIVITIES TO **ENTHUSE** STUDENTS

● **READ WILD MAN'S LETTER TO STUDENTS**

- Please read **PRIOR** to sending home "Permission - to - Attend - Notes" to parents, as it **ALWAYS** gets kids **EXCITED** to **ATTEND**.

TEACHER COMMENT: "Only **60%** of the class were coming. However, after reading letter, **95%** of kids brought money next day"

N.B. Even if students "don't pay" to attend (ie covered by school fees) - the letter gets them **PUMPED** about the show!

● **8 ICON NAME-TAGS** ● **MASTER TAGS ENCLOSED ON 2 X A4 PAGES**

- Make **5 PHOTOCOPIES** of each of the **2 ICON NAME-TAG PAGES** and you will have enough for **36** students + a few spare tags
- Divide your class into **8** approx. **EQUAL GROUPS**
eg A class of **36** students equals **4** to **5** students per group
- EACH GROUP** has a **DIFFERENT** name-tag icon
- LOWER PRIMARY STUDENTS:** Colour their tag + First name written big
- MIDDLE + UPPER PRIMARY:** Write name + Colour + Research tag questions
- SECONDARY STUDENTS** may choose not to wear their tag. That's O.K. However, it is **IMPERATIVE** they **RESEARCH** the questions on their tag

● **PURPOSE OF ICON-TAGS + TAG QUESTIONS**

- During the show, students will be assembled in their icon groups to **TOUGH:** **Eco-Specimens + Investigative Equipment + Disgusting Stuff**
- As age appropriate, students **RESEARCH / DISCUSS** their tag's questions. Students **DO NOT** present this research at the show. Purpose is to gain background knowledge, thus making the show more meaningful.

● **IMMEDIATELY PRIOR TO START OF SHOW**

- Students **WEAR NAME TAGS** (safety-pinned or taped etc)
- Wild Man will put out **8 WITCHES HATS** (different icon on each)
Students line-up behind them in their icon groups
- HATS ON! HATS ON!** (for outdoor part of show)

Wild Man



Pre Visit Letter to Class

(To be read to class by teacher before students take attendance notes home to parents as it enthuSES students to participate. Age suitability of letter: Up to Year 7/8)

G'day Boys and Girls

My name is "Wild Man" – Grrrrrrrrrr! Hissssssss! Oops! Sorry about the grunts and growls – it just happens sometimes and I can't stop it. It's my brain – it's been affected by the venom from all the things that have bitten me: Hundreds of ticks and slimy, blood sucking leeches; a two meter long goanna; a humongous spider and three snakes. (One of the snakes was deadly and I was rushed to hospital to have antivenene. The doctors saved my life – bbbbbb but my bbbbbb brain is a bbbbbb it gone. I still have to take tablets to control the spasms!)

So how did I get zapped by so many nasty critters? Well, I'm a **NATURALIST**. That's a person who studies wildlife. I've been all over Australia, up and down New Zealand and across North America. I'm always looking for birds, big bugs, mammals, ssssssnakes, frogs and deadly spiders. Sometimes they bbbbbbite!

Guess what? I've just got back from the jungles of Central America. Awesome!!! I saw slithering snakes (and caught two of them – but didn't get bitten!), a Giant Anteater, a Jaguar footprint (It was probably watching me – figuring out how it was going to eat me!) and Spider Monkeys. The Spider Monkeys were disgusting! They were sitting up in the tree tops and were getting aggro because I was in their habitat. They started throwing sticks at me – hoping that I would run away. It takes more than that to frighten a "Wild Man"! I stayed and watched them with my binoculars. So they got even more aggro and started doing "Number One" (Yep – that's right – wee wee!). It was coming down from the tree-tops like rain – smelly rain! The Spider Monkeys think you'll buzz off if they wet you with the stinky stuff! but I still didn't run – just dodged the wee wee shower! Now, guess what? After they ran out of "Number One" they started doing "Number Two"! Big smelly chunks were flying through the air! I almost got splattered on the back of the head! – Yuk!

Now, I must not forget to tell you about my four kids. I call them the **NITs (NATURE INVESTIGATOR TEAM)** because they're always out in the bush or park looking for bugs, crawlies and slitheries! They are already great **NATURALISTS** and they are also a bit crazy like me. They've even been on T.V. doing wildlife things!

Hang on! I can feel another brain spasm coming on from all the venom in me! Quick! I gotta get to my tablets. I'll be back in a moment. (Glug, glug! Slurp, slurp!) Whew! That's better. Now what was I talking about? Ah, yes – the **NITs**.

Tyren is in Year 9 and we call him "**PROFESSOR POO**" because he is always looking for animal do-do (scats, droppings, faeces or dung) and he works out what it has been eating from the chunky bits. Gross! He can often identify the animal from the shape of its do-do! Xavier is in Year 4 and his nick name is "**SLIME BALL**" because he crawls around drains and swamps looking for deadly snakes and slimy frogs. Travis is in Year 2 and he finds more poisonous spiders than the rest of us. So he is known as "**CRITTER KID**". Vionne is in Year 11 and she discovered an endangered frog when she was spot-lighting in the forest at night. We call her "**X-RAY**" because she sees animals in the forest at night that everyone else missed. She's got eyes like a nocturnal owl!

When I visit your school I'll show you some gross pictures of things the **NITs** have found – things that stink, ooze and ssssspit, as well as some pix of do-do that Professor Poo has found and examined with a magnifying glass! Yukko! The very thought is bringing on another ssssss-spasm! Tablets! Quick!

See you soon, Grrrrrrrr! Hisssssssss! – "Wild Man"

DESERT HABITAT

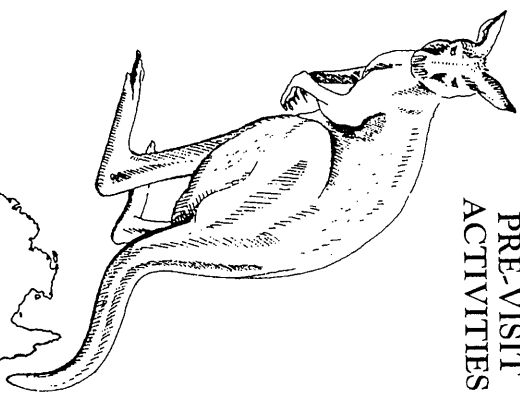
KANGAROO - RED

- 1 Mark Habitat on map
- 2 Colour name tag
- 3 Habitat's yearly rainfall?
- 4 Write 3 seriously cool things about this habitat
- 5 What do Kangaroos eat?
- 6 Draw my poo (Check shape)

Name:



PRE-VISIT
ACTIVITIES



OUTBACK DUNNY HABITAT

Red-back Spider

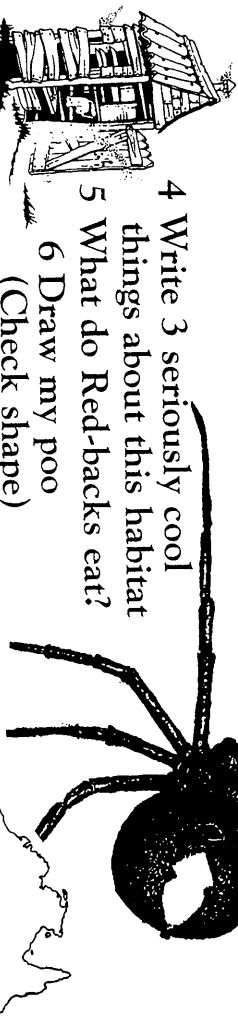
- 1 Mark Habitat on map
- 2 Colour name tag

- 4 Write 3 seriously cool things about this habitat
- 5 What do Red-backs eat?
- 6 Draw my poo (Check shape)

Name:



PRE-VISIT
ACTIVITIES

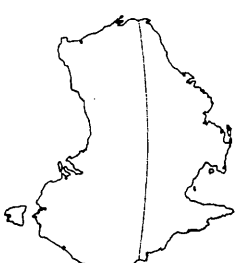


WOODLAND HABITAT

BEARDED DRAGON

- 1 Mark Habitat on map
- 2 Colour name tag
- 3 Habitat's yearly rainfall?
- 4 Write 3 seriously cool things about this habitat
- 5 What do Dragons eat?
- 6 Draw my poo (Check shape)

Name:



PRE-VISIT
ACTIVITIES



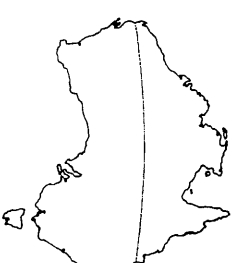
OCEAN HABITAT

GREAT WHITE SHARK


- 1 Mark Habitat on map
- 2 Colour name tag

- 4 Write 3 seriously cool things about this habitat
- 5 What do Sharks eat?
- 6 Draw my poo (Check shape)

Name:




PRE-VISIT
ACTIVITIES



WETLAND HABITAT

PRE-VISIT
ACTIVITIES



FRESH WATER TURTLE

- 1 Mark Habitat on map
- 2 Colour name tag
- 3 Habitat's yearly rainfall?
- 4 Write 3 seriously cool things about this habitat
- 5 What do Fresh Water Turtles eat?
- 6 Draw my poo (Check shape)

Name: _____



OUR SCHOOL HABITAT

PRE-VISIT
ACTIVITIES




- 1 Mark Habitat on map
- 2 Colour name tag
- 3 Habitat's yearly rainfall?
- 4 Write 3 seriously cool things about this habitat
- 5 What do Magpies eat?
- 6 Draw my poo (Check shape)

Name: _____



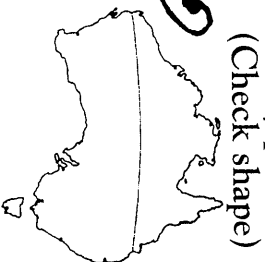
RAINFOREST HABITAT PYTHON

PRE-VISIT ACTIVITIES



- 1 Mark Habitat on map
- 2 Colour name tag
- 3 Habitat's yearly rainfall?
- 4 Write 3 seriously cool things about this habitat
- 5 What do Pythons eat?
- 6 Draw my poo (Check shape)

Name: _____



GUM TREE FOREST HABITAT KOALA

PRE-VISIT
ACTIVITIES



- 1 Mark Habitat on map
- 2 Colour name tag
- 3 Habitat's yearly rainfall?
- 4 Write 3 seriously cool things about this habitat
- 5 What do Koalas eat?
- 6 Draw my poo (Check shape)

Name: _____

